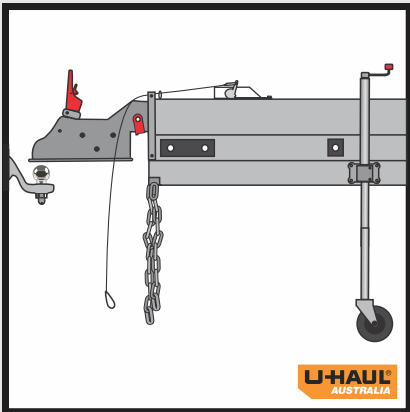
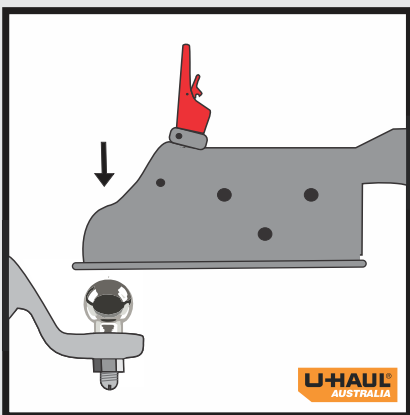


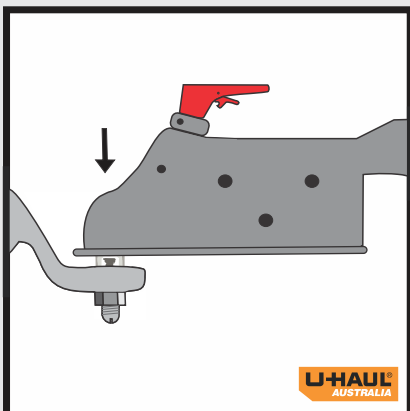
Remove coupling lock and return lock & key to hire location attendant.



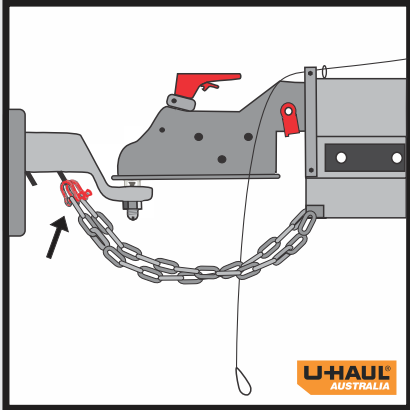
Raise trailer/caravan with jockey wheel /stand to just above tow ball height and reverse vehicle to trailer (do not drag trailer to vehicle). Recommended height of tow ball is between 420mm-460mm).



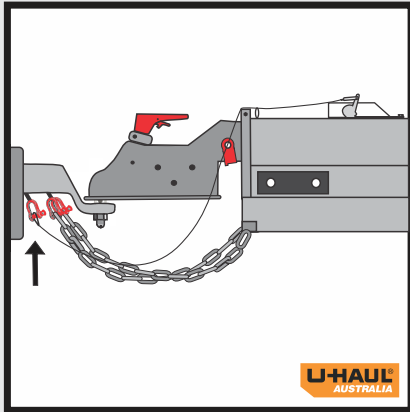
Lift lock lever to unlocked position (vertical) and lower coupling on to a correctly rated 50mm tow ball until locking handle releases to a horizontal position.



Coupling is now in the locked down position (lock lever horizontal) and ready for towing.



Connect the safety chain/s with D-Shackle/s to the towing vehicle. Cross over chains (if more than one chain) and do not allow to drag on the road.



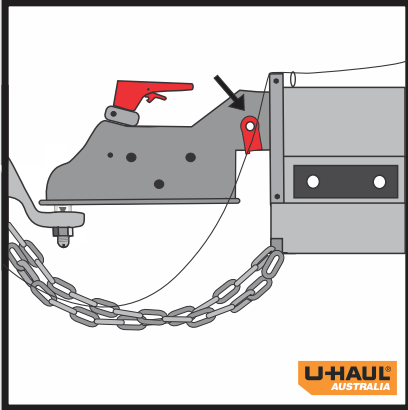
Attach breakaway cable to vehicle separately from the safety chains (do not attach cable to safety chain or D Shackle).



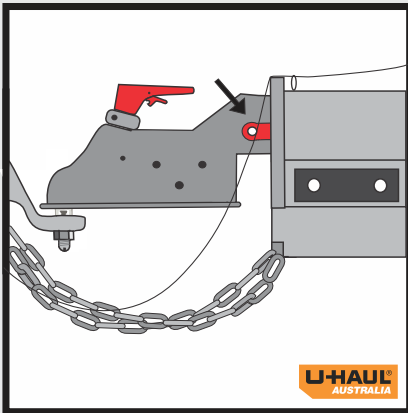
Check electrical lead is secure to avoid dragging on the road and all lights are working before towing.



SAFE OPERATION OF BRAKES (3500KG ATM)



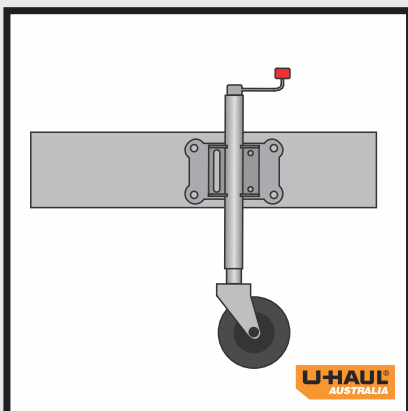
The trailer/caravan brakes are operational when the reverse latch is in the **OPEN** position.



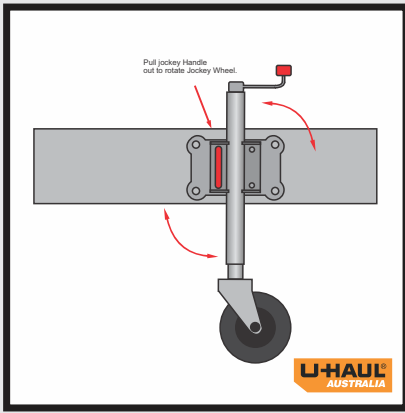
When reversing the trailer/caravan, the latch must be in the **CLOSED** position to disengage the braking system.



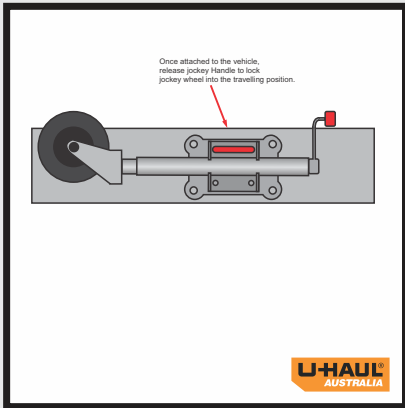
SAFE OPERATION OF JOCKEY WHEEL/STAND



Jockey Wheel/Stand only to be in the vertical position when the trailer is being attached or unattached from the towing vehicle, or in a parked position.



Pull out handle and rotate to enable Jockey Wheel/Stand to be put in the horizontal position (ensure no load/weight is on the stand).



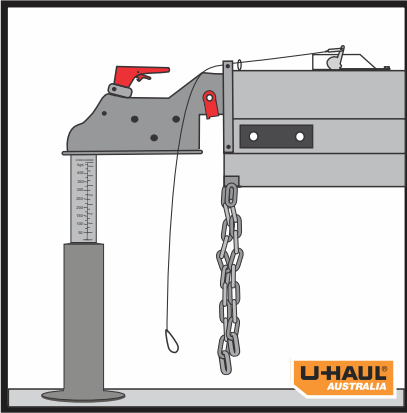
Jockey Wheel/Stand MUST be in the horizontal position with both wheel and handle placed upwards before you commence towing.



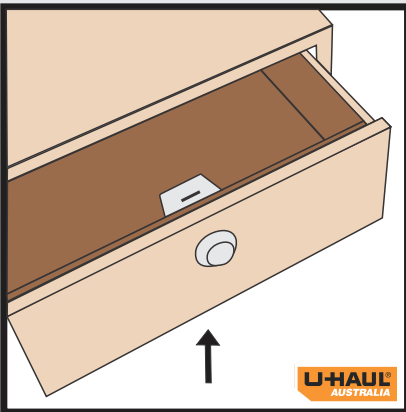
TOW BALL SIZE



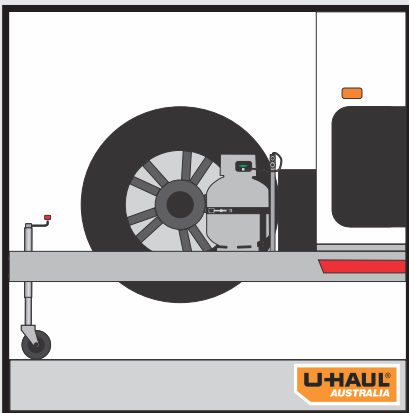
Use only a correctly rated 50mm tow ball.




Check caravan tow ball by using the Tow Ball Weight Scale supplied after loading caravan to ensure weight of load is distributed correctly.



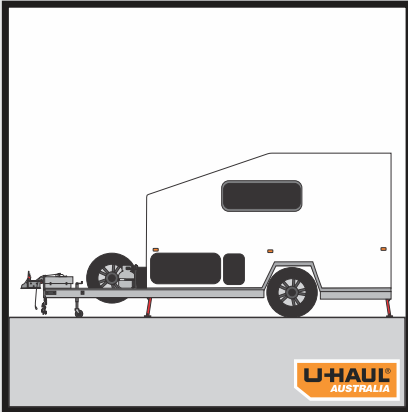
When towing ensure windows (including protector), doors and cupboards are closed and in the locked position.



Store hose and electrical cord correctly, and Gas bottle secured and turned off when towing.



Stabiliser legs raised into travelling position when towing.



When the caravan is not being towed and in use, it is recommended to use stabiliser legs and wheel chocks to level the caravan.

**Images are for illustration purposes only*